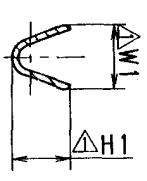
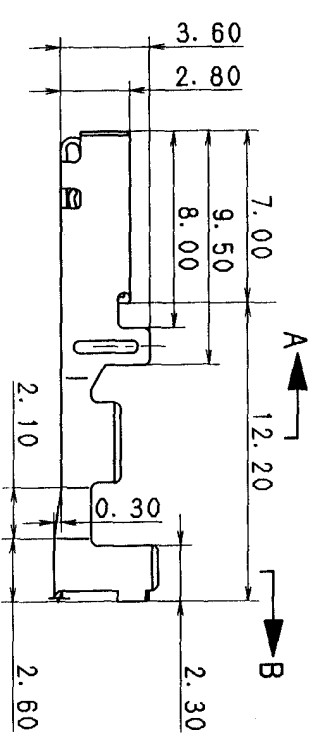
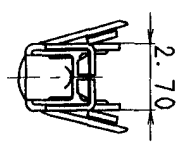
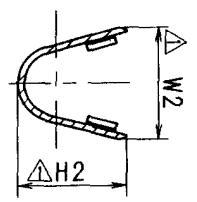
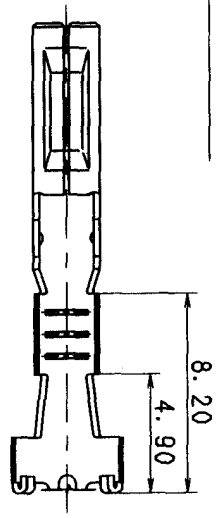


PART NO. AND CH. CODE	H1	W1	W2	H2	TREATMENT	WIRE SIZE	MATING PART NO.
7116-1471 (7B16-1471)	2.4	2.6	4.4	4.5	TIN PLATING	AVS0.3.0.5.0.85 (7B14-1471)	7114-1471
7116-1471-08	2.4	2.6	4.4	4.5	GOLD PLATING	AVS0.3.0.5.0.85	7114-1471-08
7116-1472	3.15	3.2	5.2	5.1	TIN PLATING	AVS1.25.AVSS2	7114-1472
7116-1472-08	3.15	3.2	5.2	5.1	GOLD PLATING	AVS1.25.AVSS2	7114-1472-08
7116-4560-02	3.65	3.2	5.15	5.4	TIN PLATING	AEX 2	7114-4560-02

△ 注意
1. () 品番は、エフパ「ツク」回線及び特許管理回線、使用する場合に適用されます。

△ NOTES

1. IN THE CASE OF AIR BAG CIRCUITS AND SPECIAL CIRCUITS
USE PART NO. ().



SEC. B-B

SEC. A-A

△ 00.01.20	ADDED PART NO.	C00-6106	K.M	CUSTOMER	CUSTOMER PART NO.	CUSTOMER DWG. NO.	MATL. SPEC.	COPPER ALLOY	TREAT.	ISSUE MARK
△ 99.11.29	ADDED PART NO.	C99-M654	T.H							
△ 91.08.19	品番追加	C91-7195	M.K							
△ 90.01.31	通配正及「公差変更」	C90-6112	M.K							
△ 87.06.12	本機追加	7MC-0273	S.Y							
△ 86.06.02	新製	C86-0548	S.K	OFFICE						
LET	DATE	REVISION RECORD	NO.	CHKD	VENDOR					
GENERAL TOLERANCE										
A	±0.15	±0.2	±0.3	±0.5	±0.75	±30'	0.1	APPROVED	CHECKED	CHECKED
B	±0.2	±0.3	±0.55	±0.95	±1.4	±30'	0.1	APPROVED	CHECKED	CHECKED
C	±0.3	±0.5	±0.8	±1.4	±2	±30'	0.15	APPROVED	CHECKED	CHECKED
SPECIFIED										
1										
2										
3										

PART NO.	7116-1471	△ (7B16-1471) ETC.
DWG. NO.	7116-1471:R	SET DWG. NO.
YAZAKI CORPORATION		

Mouser Electronics

Authorized Distributor

Click to View Pricing, Inventory, Delivery & Lifecycle Information:

Yazaki:
71161471